

**WCAT****Workers' Compensation  
Appeal Tribunal**150 – 4600 Jacombs Road  
Richmond, BC V6V 3B1  
Telephone: (604) 664-7800  
Toll Free: 1-800-663-2782  
Fax: (604) 664-7898

---

**WORKERS' COMPENSATION APPEAL TRIBUNAL (WCAT)  
QUARTERLY REPORT TO THE COMMUNITY  
FOR THE PERIOD ENDED SEPTEMBER 30, 2006**

WCAT commenced operations on March 3, 2003. Our mandate is to decide appeals brought by workers and employers from decisions of the Workers' Compensation Board (WCB). WCAT receives compensation, assessment, and prevention appeals from decisions of the Review Division of the WCB. We also receive direct appeals from WCB decisions regarding compensation claim reopenings by application, discriminatory action complaints, and applications for certificates to the Court.

As of September 30, 2006, our total active inventory was 3,823 appeals. This represents a reduction of 36% from the active inventory at the end of the third quarter of 2005. Of the 22,446 backlog appeals inherited by WCAT from the former appeal process, there are now less than 40 appeals remaining.

During the third quarter of 2006, we decided 982 appeals on their merits and made summary decisions on a further 496 appeals that were rejected, abandoned, withdrawn, or suspended. During this quarter, WCAT confirmed the decision of the WCB or the previous decision-maker in 65% of the cases, and varied or cancelled these decisions in whole or in part in 35% of cases.

In the third quarter of 2006, our intake amounted to 1,410 appeals. Intake volume was up 1.0% from the 1,399 new appeals we received in the second quarter of 2006, and down 10.6% from the 1,576 new appeals we received in the first quarter of 2006.

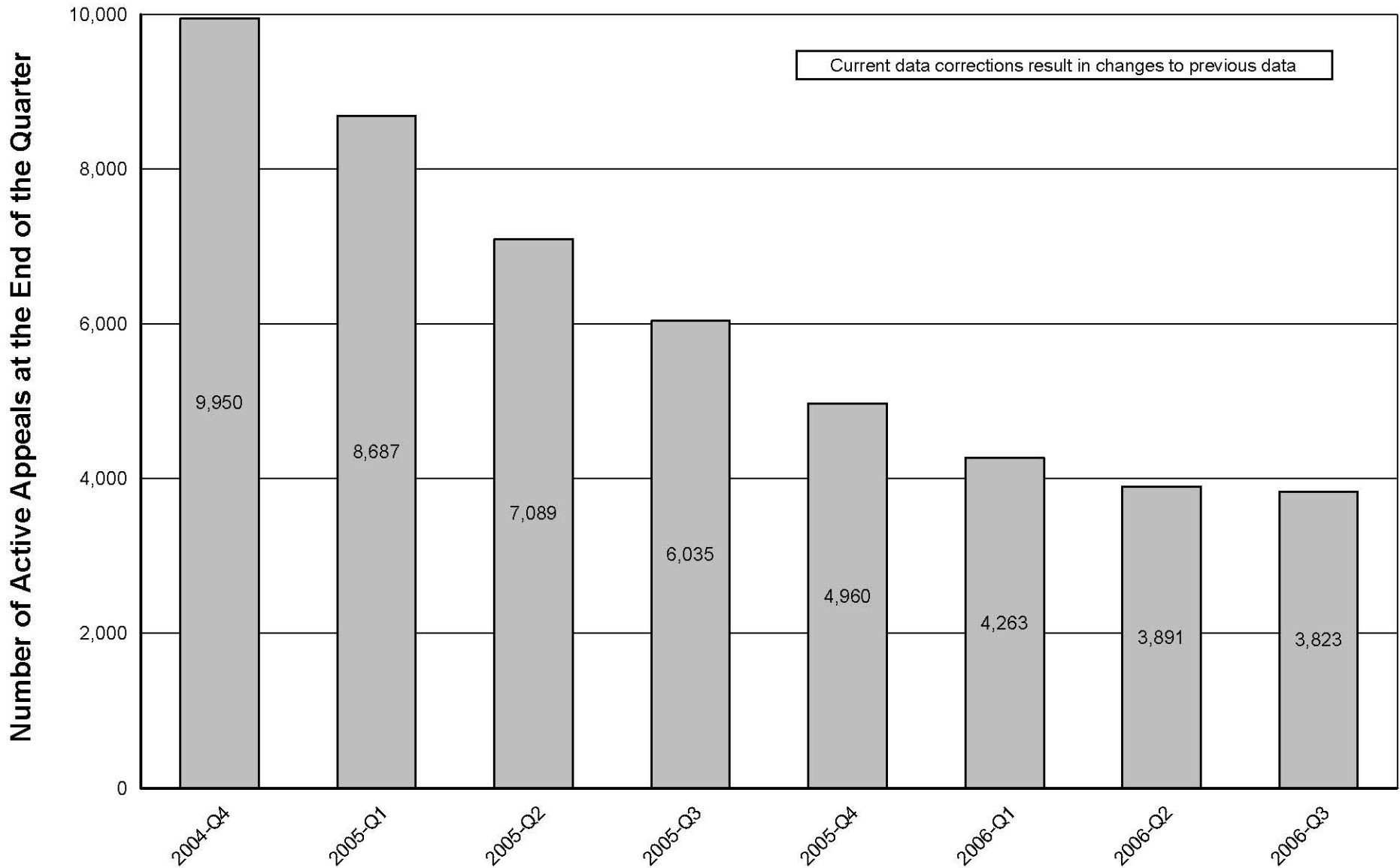
Our intake of new appeals from the Review Division appears to be stabilizing at approximately 5,800 per year. The vast majority of new appeals continue to be related to compensation matters.

Attached are a number of graphs and tables that contain further details. These graphs and tables show a summary of WCAT's activities for all appeals, and for new appeals and backlog appeals separately.

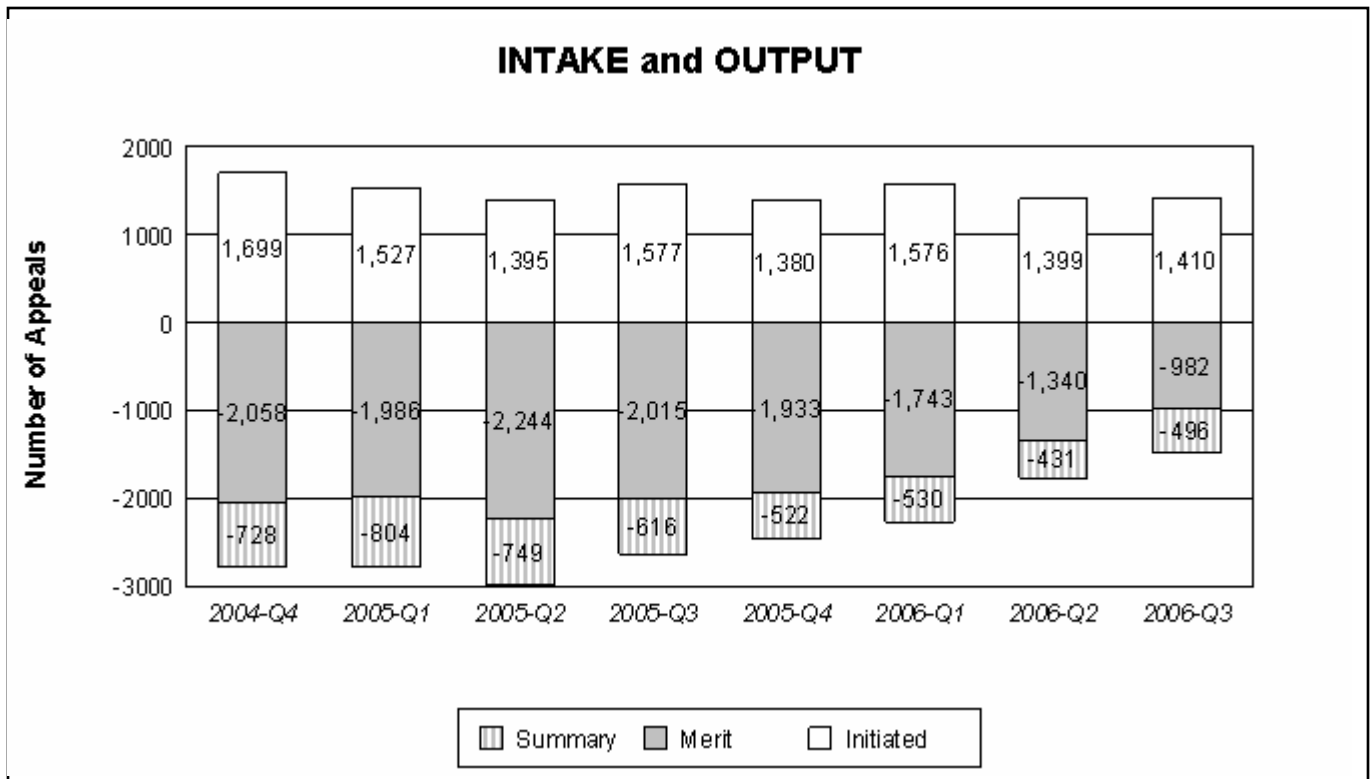
Jill Callan  
Chair

Attachment

## Workers' Compensation Appeal Tribunal Number of Active Appeals In Inventory



**A. SUMMARY STATISTICS - ALL APPEALS**



**1. OUTCOMES of MERIT DECISIONS:**

Outcome	2006-Q3	YTD
Confirm	65.1%	63.9%
Vary	34.9%	36.1%
Total	100.0%	100.0%

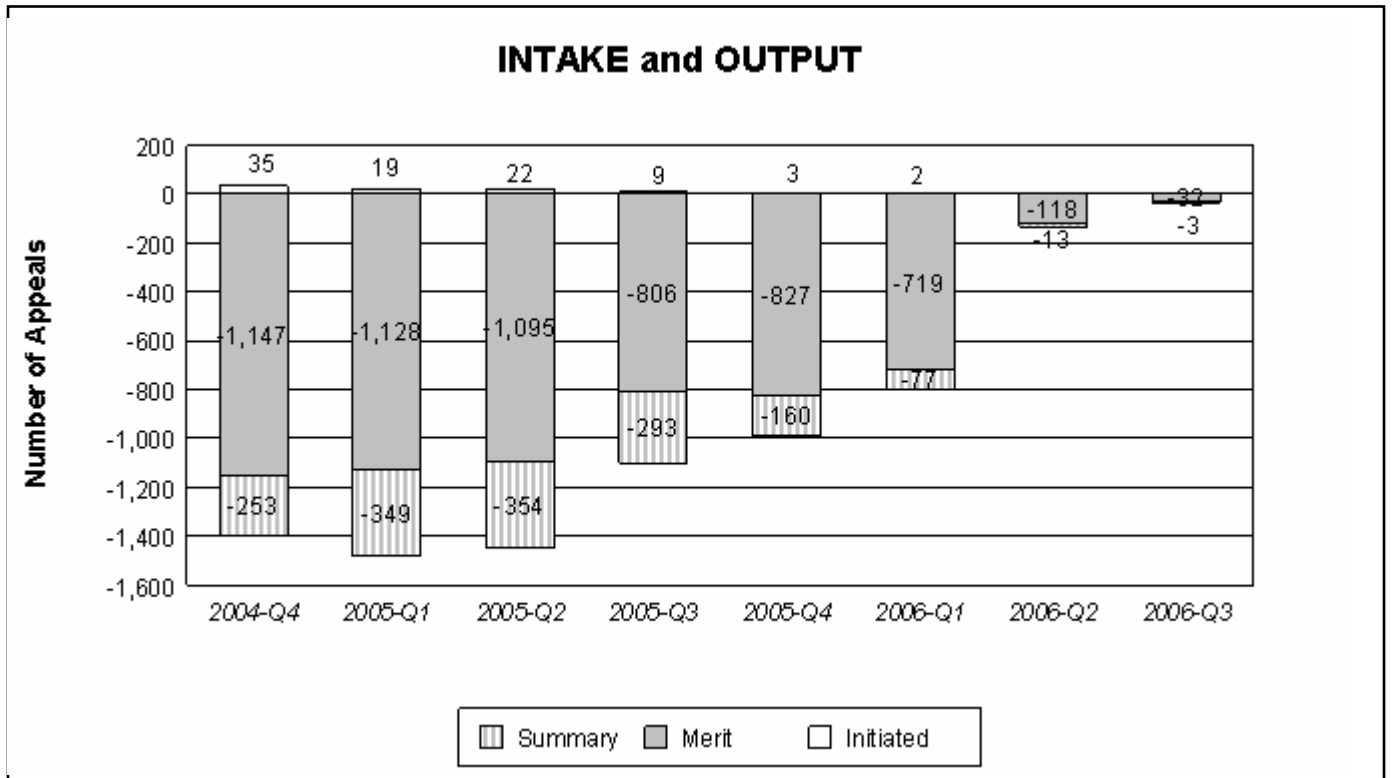
**2. OUTCOMES of ISSUES:**

Outcome	2006-Q3	YTD
Denied	68.3%	67.1%
Allowed	24.6%	23.7%
Allowed in Part	7.1%	9.2%
Total	100.0%	100.0%

**3. REASONS for ISSUE OUTCOMES:**

Outcome	2006-Q3	YTD
Denied	68.3%	67.1%
Error in Law	1.2%	0.9%
Error in Policy	1.1%	1.2%
Reweigh Existing Evidence	8.0%	8.5%
Reweigh with New Evidence	21.4%	22.3%
Total	100.0%	100.0%

**B. SUMMARY STATISTICS - BACKLOG APPEALS ONLY**



**1. OUTCOMES of MERIT DECISIONS:**

Outcome	2006-Q3	YTD
Confirm	68.8%	56.1%
Vary	31.2%	43.9%
Total	100.0%	100.0%

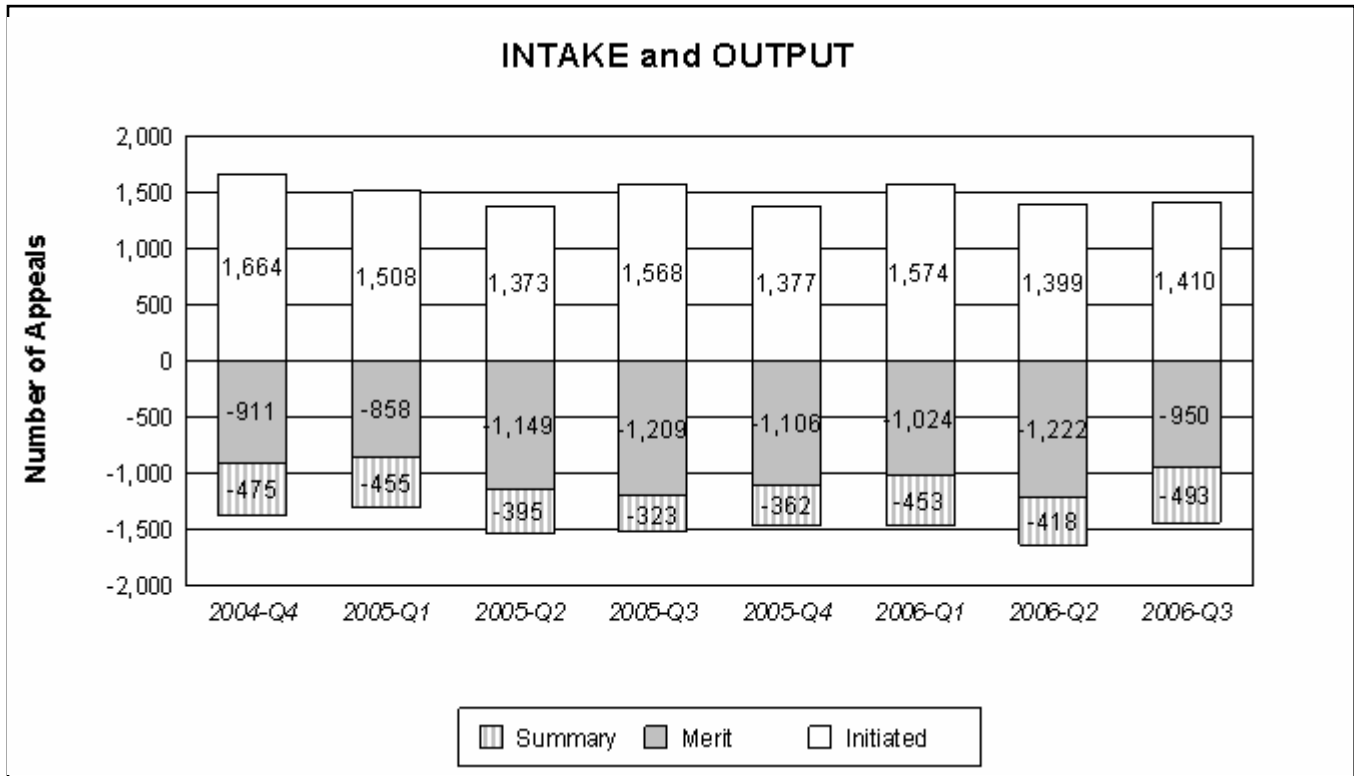
**2. OUTCOMES of ISSUES:**

Outcome	2006-Q3	YTD
Denied	67.5%	59.3%
Allowed	32.5%	26.9%
Allowed in Part	0.0%	13.8%
Total	100.0%	100.0%

**3. REASONS for ISSUE OUTCOMES:**

Outcome	2006-Q3	YTD
Denied	67.5%	59.3%
Error in Law	0.0%	0.6%
Error in Policy	0.0%	1.7%
Reweigh Existing Evidence	10.0%	10.2%
Reweigh with New Evidence	22.5%	28.2%
Total	100.0%	100.0%

**C. SUMMARY STATISTICS - NEW and TRANSITION APPEALS ONLY**



**1. OUTCOMES of MERIT DECISIONS:**

Outcome	2006-Q3	YTD
Confirm	64.9%	66.1%
Vary	35.1%	33.9%
Total	100.0%	100.0%

**2. OUTCOMES of ISSUES:**

Outcome	2006-Q3	YTD
Denied	68.4%	69.2%
Allowed	24.3%	22.9%
Allowed in Part	7.3%	7.9%
Total	100.0%	100.0%

**3. REASONS for ISSUE OUTCOMES:**

Outcome	2006-Q3	YTD
Denied	68.4%	69.2%
Error in Law	1.1%	1.0%
Error in Policy	1.2%	1.1%
Reweigh Existing Evidence	7.9%	8.0%
Reweigh with New Evidence	21.4%	20.7%
Total	100.0%	100.0%