

**WCAT****Workers' Compensation
Appeal Tribunal**150 – 4600 Jacombs Road
Richmond, BC V6V 3B1
Telephone: (604) 664-7800
Toll Free: 1-800-663-2782
Fax: (604) 664-7898

**WORKERS' COMPENSATION APPEAL TRIBUNAL (WCAT)
QUARTERLY REPORT TO THE COMMUNITY
FOR THE PERIOD ENDED SEPTEMBER 30, 2004**

WCAT commenced operations on March 3, 2003. Our mandate is to decide appeals brought by workers and employers from decisions of the Workers' Compensation Board (WCB). WCAT receives compensation, assessment, and prevention appeals from decisions of the Review Division of the WCB. We also receive direct appeals from WCB decisions regarding compensation claim reopenings by application, discriminatory action complaints, and applications for certificates to the Court.

Our current inventory consists of:

- backlog appeals that we inherited from the Workers' Compensation Review Board (WCRB) and the Appeal Division when both tribunals ceased operations on February 28, 2003;
- transition appeals consisting primarily of appeals to WCAT from findings for appeals that were seized by the WCRB when it ceased operations; and
- new appeals arising from WCB decisions made on and after March 3, 2003.

WCAT started operations with a backlog of 22,446 appeals. During our first 19 months of operation ended September 30, 2004, we reduced the backlog from 22,446 to 7,316 appeals. This represents a reduction of 15,130 appeals, or 67.4% of the backlog.

Our goal is to reduce the backlog to 5,600 appeals by the end of March 2005 and to completely eliminate the backlog by the end of our third year of operations in February 2006. We are currently on target to meet our goal.

As of September 30, 2004, our total active inventory was 10,994 appeals, consisting of 7,316 backlog appeals, 3,444 new WCAT appeals and 234 transition appeals.

In the third quarter of 2004, our intake amounted to 1,562 appeals. This included 64 appeals that had been suspended by the Appeal Division or the WCRB and that were reactivated by WCAT. Our intake of 1,498 new appeals in the third quarter is down 0.3% from the 1,528 new appeals we received in the second quarter, and down 15.2% from the 1,766 new appeals we received in the first quarter.

While it is still too early to accurately forecast the future intake of appeals from Review Division decisions, our intake of new appeals appears to be stabilizing. The vast

majority of new appeals continue to be related to compensation matters. During the third quarter, we decided 1,976 appeals on their merits and made summary decisions on a further 927 appeals that were rejected, abandoned, withdrawn, or suspended.

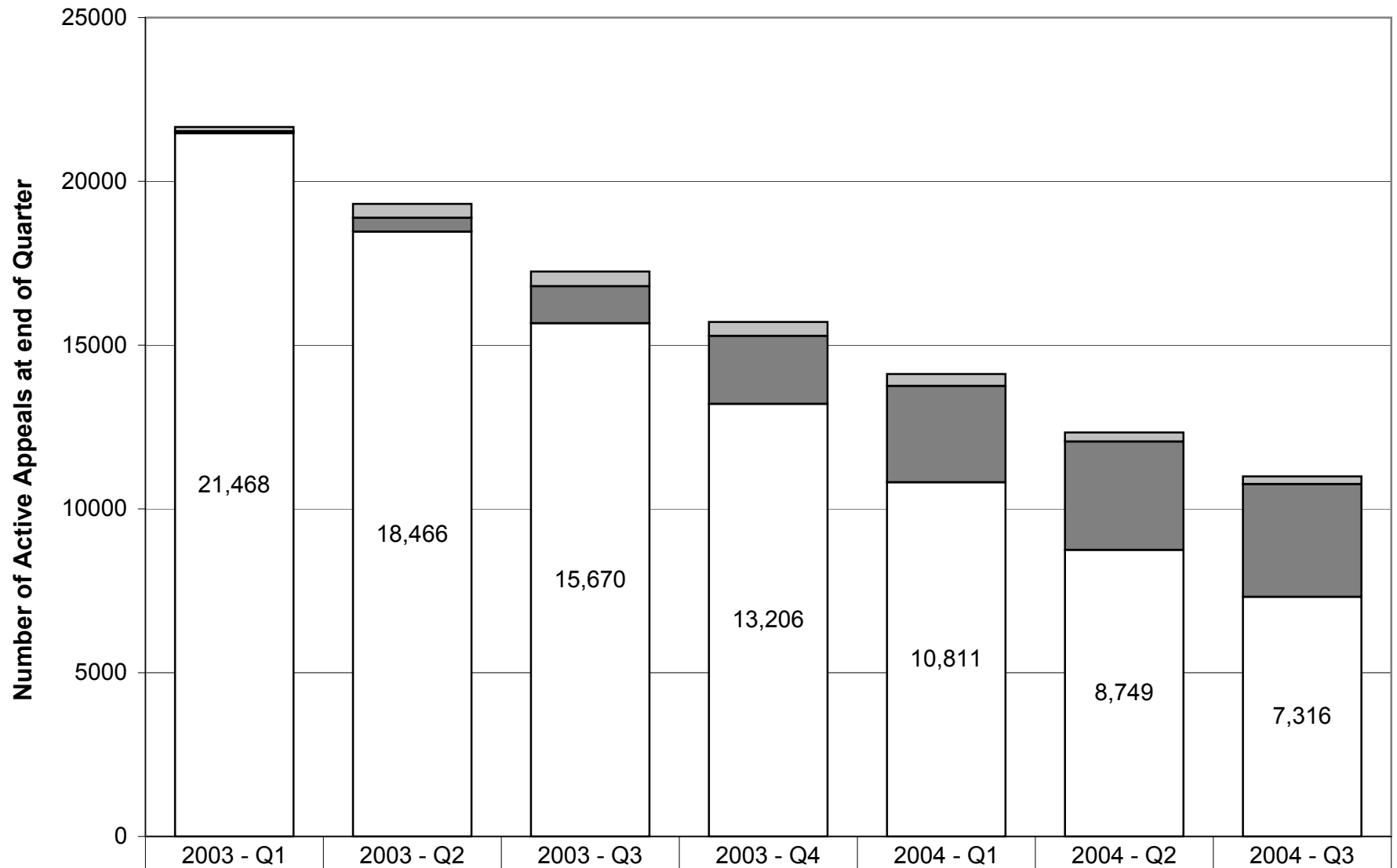
During this quarter WCAT confirmed the decision of the WCB or the previous decision-maker in 57.3% of the cases, and varied these decisions in whole or in part in 42.7% of cases.

Attached are a number of graphs and tables that contain further details. These graphs and tables show a summary of WCAT's activities for all appeals, and for new appeals and backlog appeals separately.

Jill Callan
Chair

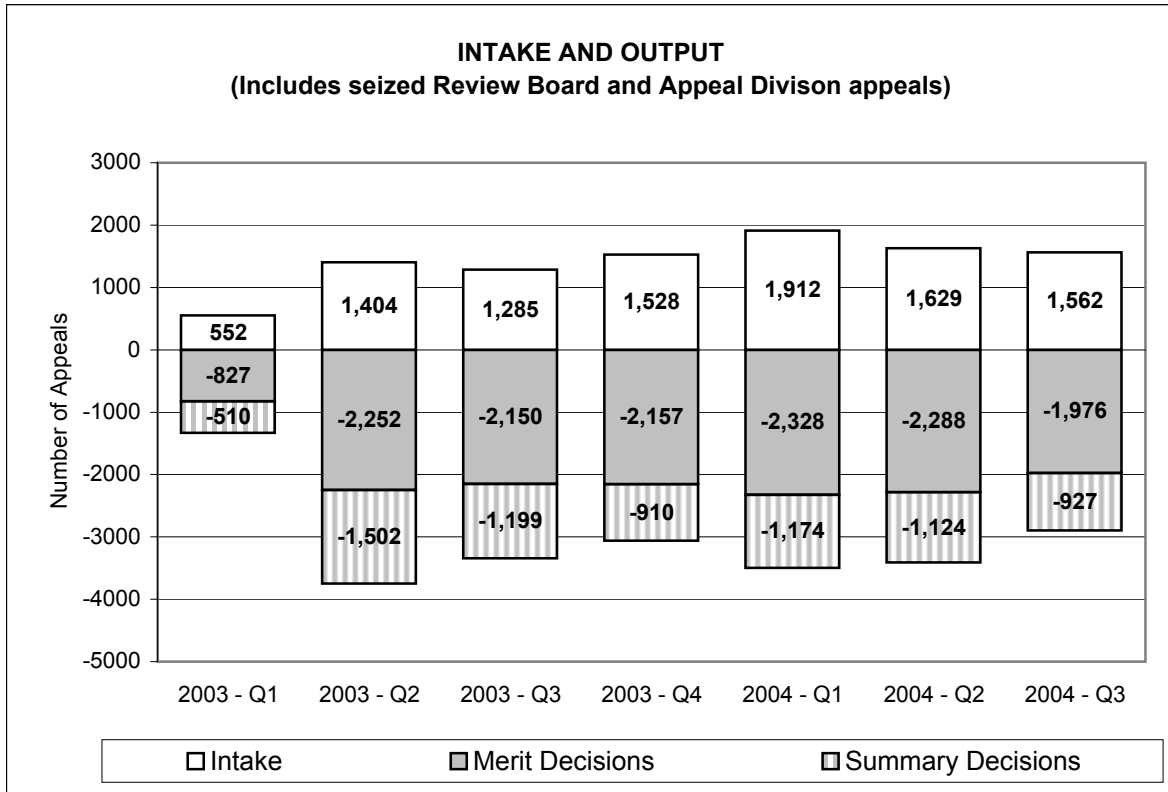
Attachment

**WORKERS' COMPENSATION APPEAL TRIBUNAL
NUMBER OF ACTIVE APPEALS IN INVENTORY
(Includes seized Review Board and Appeal Division appeals)**



	2003 - Q1	2003 - Q2	2003 - Q3	2003 - Q4	2004 - Q1	2004 - Q2	2004 - Q3
Transition Appeals	133	425	448	424	364	276	234
New WCAT Appeals	60	420	1129	2078	2943	3310	3444
Backlog Appeals	21468	18466	15670	13206	10811	8749	7316

A. SUMMARY STATISTICS - ALL APPEALS



1. OUTCOMES OF MERIT DECISIONS:

Outcome	2004 - Q3	In YTD
Confirmed	58.8%	57.3%
Varied	41.1%	42.7%
Cancelled	0.1%	0.0%
Total	100.0%	100.0%

2. OUTCOMES OF ISSUES:

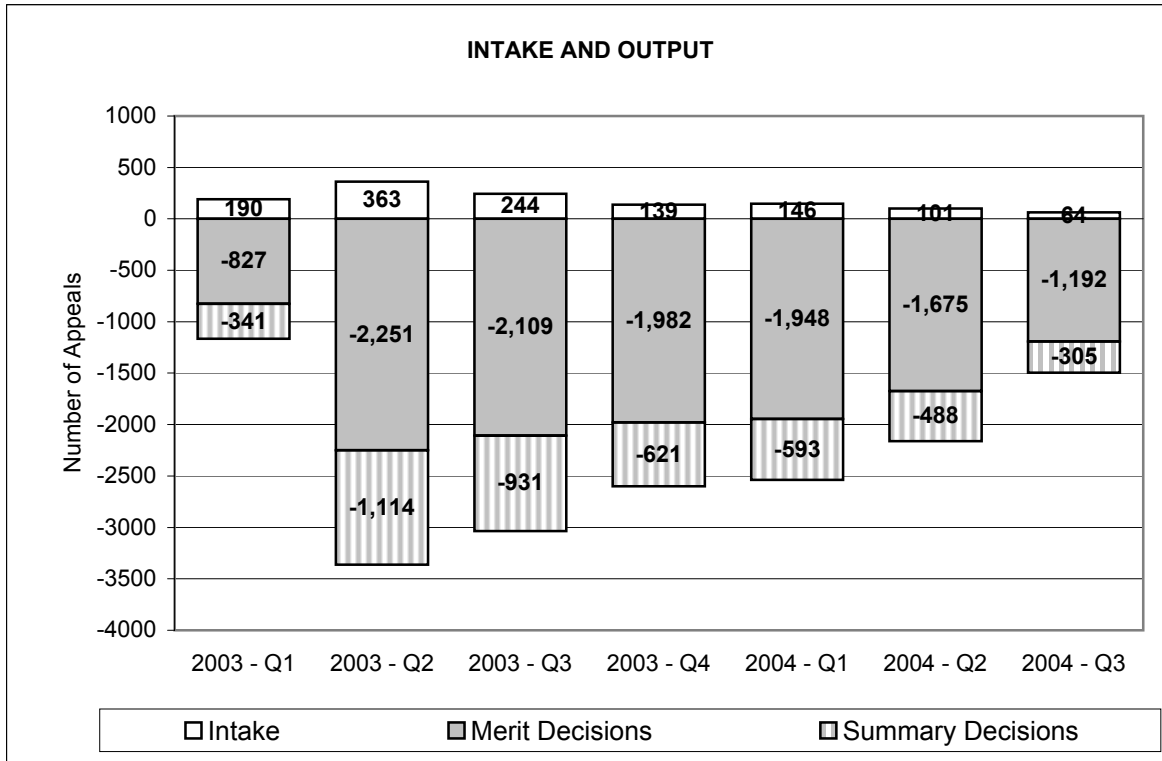
Outcome	2004 - Q3	In YTD
Denied	61.6%	60.6%
Allowed	30.9%	30.4%
Allowed in Part	7.5%	9.0%
Total	100.0%	100.0%

3. REASONS FOR ISSUE OUTCOMES:

Outcome	2004 - Q3	In YTD
Denied	61.6%	60.6%
Error in Law	0.8%	0.6%
Error in Policy	2.0%	1.6%
Reweigh Existing Evidence	8.3%	9.3%
Reweigh with New Evidence	27.3%	27.9%
Grand Total	100.0%	100.0%

Note: Outcomes of appeals and issues do not include appeals or issues that were seized by the Review Board or the Appeal Division on March 3, 2003.

B. SUMMARY STATISTICS - BACKLOG APPEALS ONLY



* Intake includes reactivated appeals and appeals that were not registered by March 3, 2003.

1. OUTCOMES OF MERIT DECISIONS:

Outcome	2004 - Q3	In YTD
Confirmed	55.0%	54.8%
Varied	44.9%	45.2%
Cancelled	0.1%	0.0%
Total	100.0%	100.0%

2. OUTCOMES OF ISSUES:

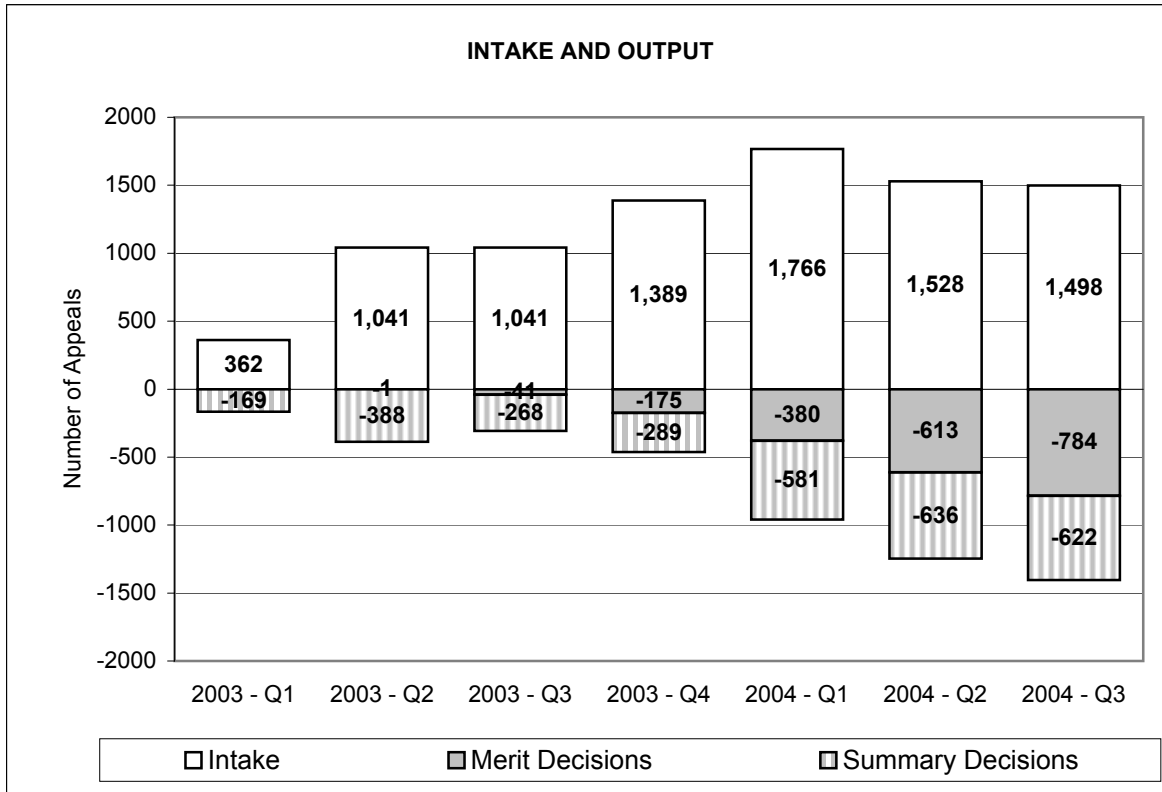
Outcome	2004 - Q3	In YTD
Denied	58.3%	58.1%
Allowed	34.3%	32.5%
Allowed in Part	7.4%	9.4%
Total	100.0%	100.0%

3. REASONS FOR ISSUE OUTCOMES:

Outcome	2004 - Q3	In YTD
Denied	58.3%	58.1%
Error in Law	0.1%	0.3%
Error in Policy	2.3%	1.5%
Reweigh Existing Evidence	7.0%	8.6%
Reweigh with New Evidence	32.3%	31.5%
Grand Total	100.0%	100.0%

Note: Outcomes of appeals and issues do not include appeals or issues that were seized by the Review Board or the Appeal Division on March 3, 2003.

C. SUMMARY STATISTICS - NEW AND TRANSITION APPEALS ONLY



1. OUTCOMES OF MERIT DECISIONS:

Outcome	2004 - Q3	In YTD
Confirmed	64.6%	64.0%
Varied	35.4%	36.0%
Cancelled	0.0%	0.0%
Total	100.0%	100.0%

2. OUTCOMES OF ISSUES:

Outcome	2004 - Q3	In YTD
Denied	66.7%	67.5%
Allowed	25.8%	24.7%
Allowed in Part	7.5%	7.8%
Total	100.0%	100.0%

3. REASONS FOR ISSUE OUTCOMES:

Outcome	2004 - Q3	In YTD
Denied	66.7%	67.5%
Error in Law	1.7%	1.3%
Error in Policy	1.5%	1.7%
Reweigh Existing Evidence	10.3%	11.0%
Reweigh with New Evidence	19.8%	18.5%
Grand Total	100.0%	100.0%