

**WCAT****Workers' Compensation
Appeal Tribunal**150 – 4600 Jacombs Road
Richmond, BC V6V 3B1
Telephone: (604) 664-7800
Toll Free: 1-800-663-2782
Fax: (604) 664-7898

**WORKERS' COMPENSATION APPEAL TRIBUNAL (WCAT)
QUARTERLY REPORT TO THE COMMUNITY
FOR THE PERIOD ENDED MARCH 31, 2006**

WCAT commenced operations on March 3, 2003. Our mandate is to decide appeals brought by workers and employers from decisions of the Workers' Compensation Board (WCB). WCAT receives compensation, assessment, and prevention appeals from decisions of the Review Division of the WCB. We also receive direct appeals from WCB decisions regarding compensation claim reopenings by application, discriminatory action complaints, and applications for certificates to the Court.

Our current inventory consists of:

- backlog appeals that we inherited from the Workers' Compensation Review Board (WCRB) and the Appeal Division when both tribunals ceased operations on February 28, 2003;
- transitional appeals consisting primarily of appeals to WCAT from findings for appeals that were seized by the WCRB when it ceased operations; and
- new appeals arising from WCB decisions made on and after March 3, 2003.

WCAT started operations with a backlog of 22,446 appeals. In 2003 we established the goal of eliminating the backlog by the end of our third year of operations.

As of March 31, 2006 there were 203 backlog appeals remaining. This represents 0.9% of the original backlog. Our success in the adjudication of the backlog appeals has been a reflection of the dedication of all vice chairs and support staff of WCAT.

We are aware that we have placed significant demands on workers' compensation advocates in order to schedule oral hearings and to receive written submissions on the backlog appeals in a timely manner. We have experienced a high level of cooperation from workers' compensation advocates in this regard, which we greatly appreciate.

As of March 31, 2006, our total active inventory was 4,215 appeals, consisting of 203 backlog appeals, 3,946 new WCAT appeals, and 66 transitional appeals.

During the first quarter of 2006, we decided 1,743 appeals on their merits and made summary decisions on a further 561 appeals that were rejected, abandoned, withdrawn, or suspended. During this quarter, WCAT confirmed the decision of the WCB or the previous decision-maker in 60.9% of the cases, and cancelled or varied these decisions in whole or in part in 39.1% of cases.

In the first quarter of 2006, our intake amounted to 1,576 appeals. Our intake of 1,576 new appeals in the first quarter is up 14.1% from the 1,381 new appeals we received in the fourth quarter of 2005, and equivalent to the 1,577 new appeals we received in the third quarter of 2005.

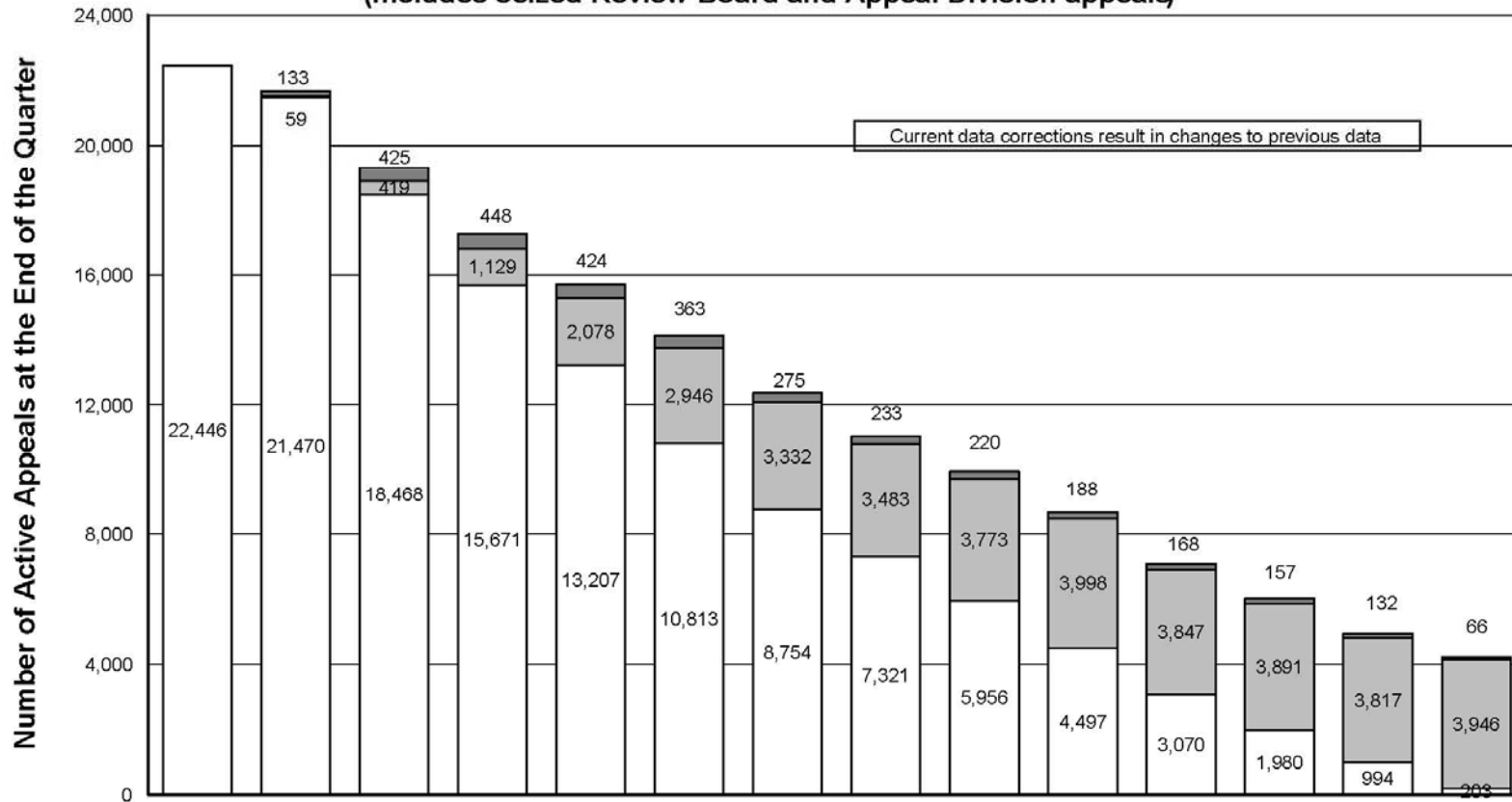
Our intake of new appeals from the Review Division appears to be stabilizing at about 6,200 per year. The vast majority of new appeals continue to be related to compensation matters.

Attached are a number of graphs and tables that contain further details. These graphs and tables show a summary of WCAT's activities for all appeals, and for new appeals and backlog appeals separately.

Jill Callan
Chair

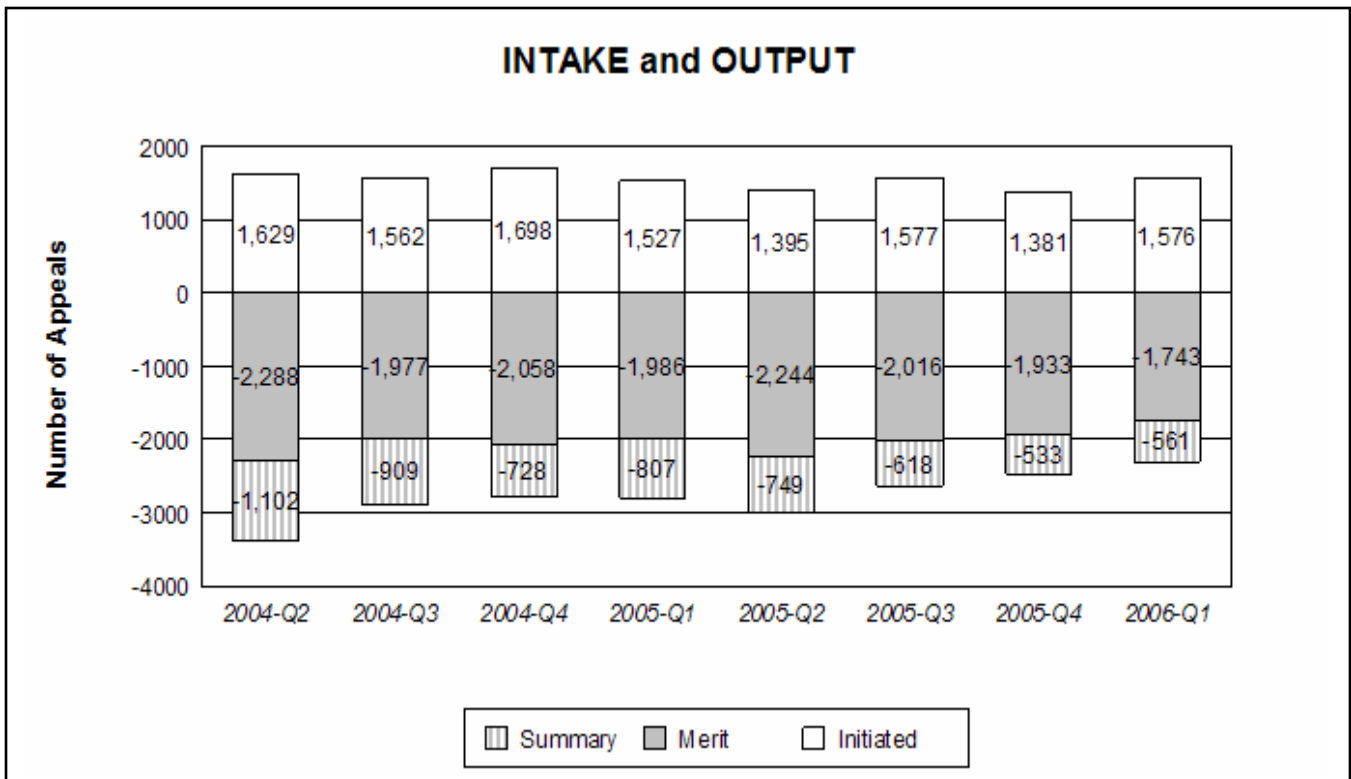
Attachment

**Workers' Compensation Appeal Tribunal
Number of Active Appeals In Inventory
(Includes seized Review Board and Appeal Division appeals)**



	2003-Feb	2003-Q1	2003-Q2	2003-Q3	2003-Q4	2004-Q1	2004-Q2	2004-Q3	2004-Q4	2005-Q1	2005-Q2	2005-Q3	2005-Q4	2006-Q1
Transition Appeals	0	133	425	448	424	363	275	233	220	188	168	157	132	66
New WCAT Appeals	0	59	419	1,129	2,078	2,946	3,332	3,483	3,773	3,998	3,847	3,891	3,817	3,946
Backlog Appeals	22,446	21,470	18,468	15,671	13,207	10,813	8,754	7,321	5,956	4,497	3,070	1,980	994	203

A. SUMMARY STATISTICS - ALL APPEALS



1. OUTCOMES of MERIT DECISIONS:

Outcome	2006-Q1	YTD
Confirm	60.9%	60.9%
Vary	39.1%	39.1%
Total	100.0%	100.0%

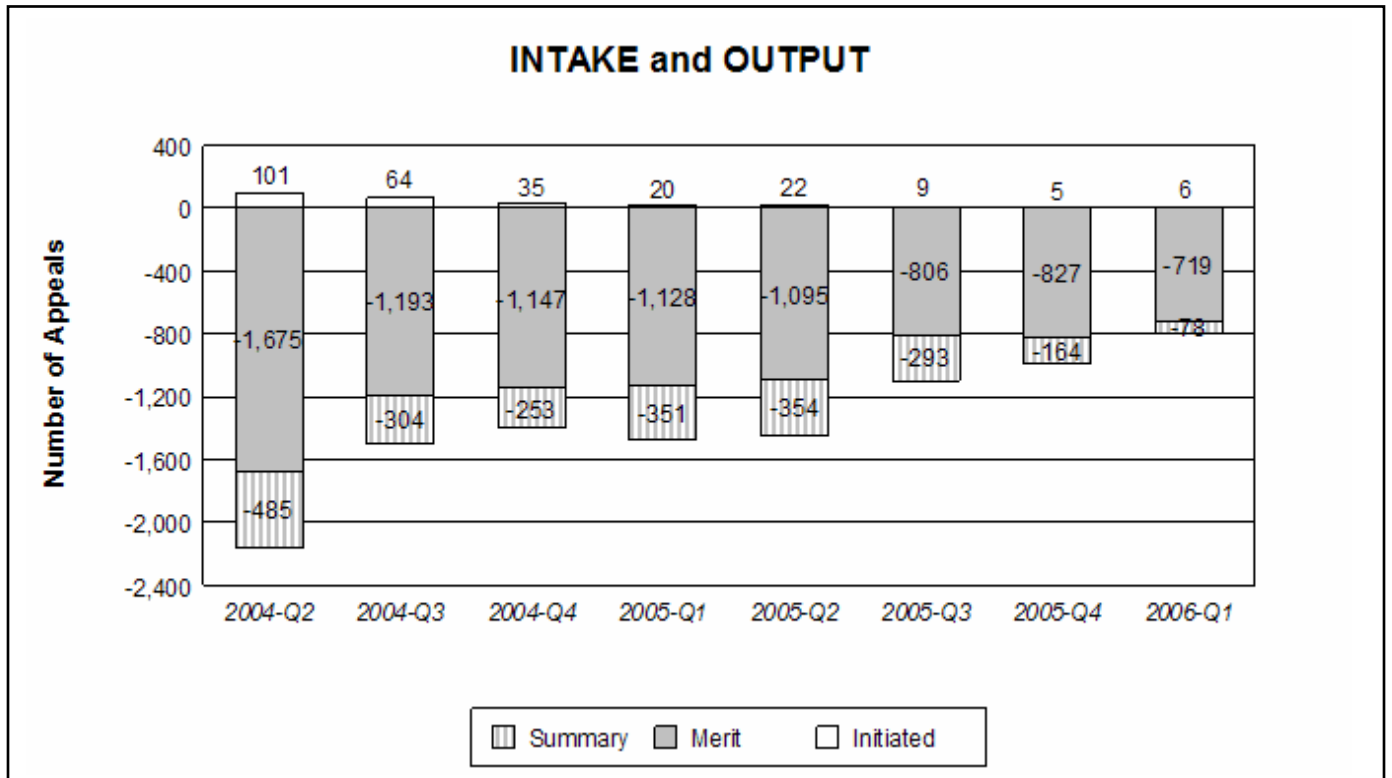
2. OUTCOMES of ISSUES:

Outcome	2006-Q1	YTD
Denied	64.5%	64.5%
Allowed	25.0%	25.0%
Allowed in Part	10.5%	10.5%
Total	100.0%	100.0%

3. REASONS for ISSUE OUTCOMES:

Outcome	2006-Q1	YTD
Denied	64.5%	64.5%
Error in Law	0.4%	0.4%
Error in Policy	1.1%	1.1%
Reweigh Existing Evidence	9.0%	9.0%
Reweigh with New Evidence	25.0%	25.0%
Total	100.0%	100.0%

B. SUMMARY STATISTICS - BACKLOG APPEALS ONLY



1. OUTCOMES of MERIT DECISIONS:

Outcome	2006-Q1	YTD
Confirm	53.8%	53.8%
Vary	46.2%	46.2%
Total	100.0%	100.0%

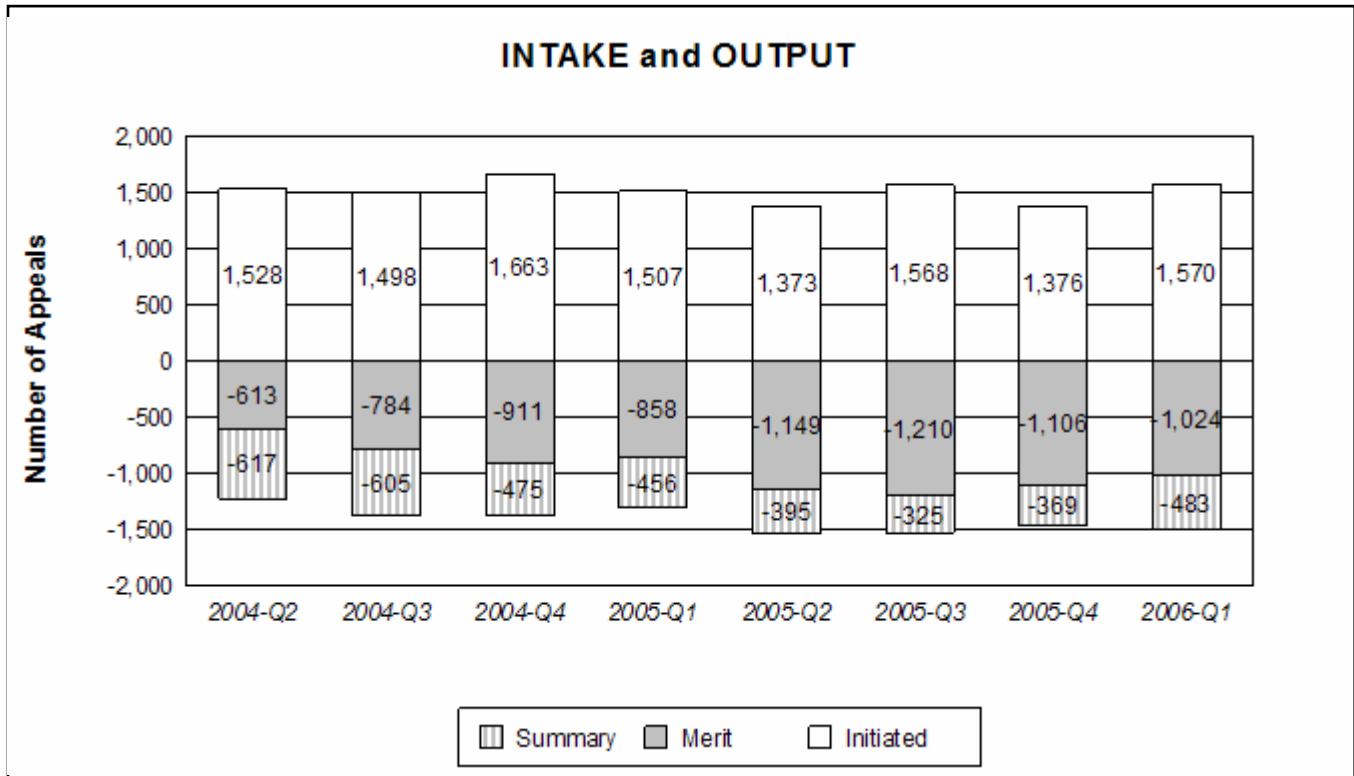
2. OUTCOMES of ISSUES:

Outcome	2006-Q1	YTD
Denied	57.3%	57.3%
Allowed	28.3%	28.3%
Allowed in Part	14.4%	14.4%
Total	100.0%	100.0%

3. REASONS for ISSUE OUTCOMES:

Outcome	2006-Q1	YTD
Denied	57.3%	57.3%
Error in Law	0.5%	0.5%
Error in Policy	1.5%	1.5%
Reweigh Existing Evidence	10.4%	10.4%
Reweigh with New Evidence	30.3%	30.3%
Total	100.0%	100.0%

C. SUMMARY STATISTICS - NEW and TRANSITION APPEALS ONLY



1. OUTCOMES of MERIT DECISIONS:

Outcome	2006-Q1	YTD
Confirm	65.9%	65.9%
Vary	34.1%	34.1%
Total	100.0%	100.0%

2. OUTCOMES of ISSUES:

Outcome	2006-Q1	YTD
Denied	69.4%	69.4%
Allowed	22.7%	22.7%
Allowed in Part	7.9%	7.9%
Total	100.0%	100.0%

3. REASONS for ISSUE OUTCOMES:

Outcome	2006-Q1	YTD
Denied	69.4%	69.4%
Error in Law	0.4%	0.4%
Error in Policy	0.9%	0.9%
Reweigh Existing Evidence	7.9%	7.9%
Reweigh with New Evidence	21.4%	21.4%
Total	100.0%	100.0%